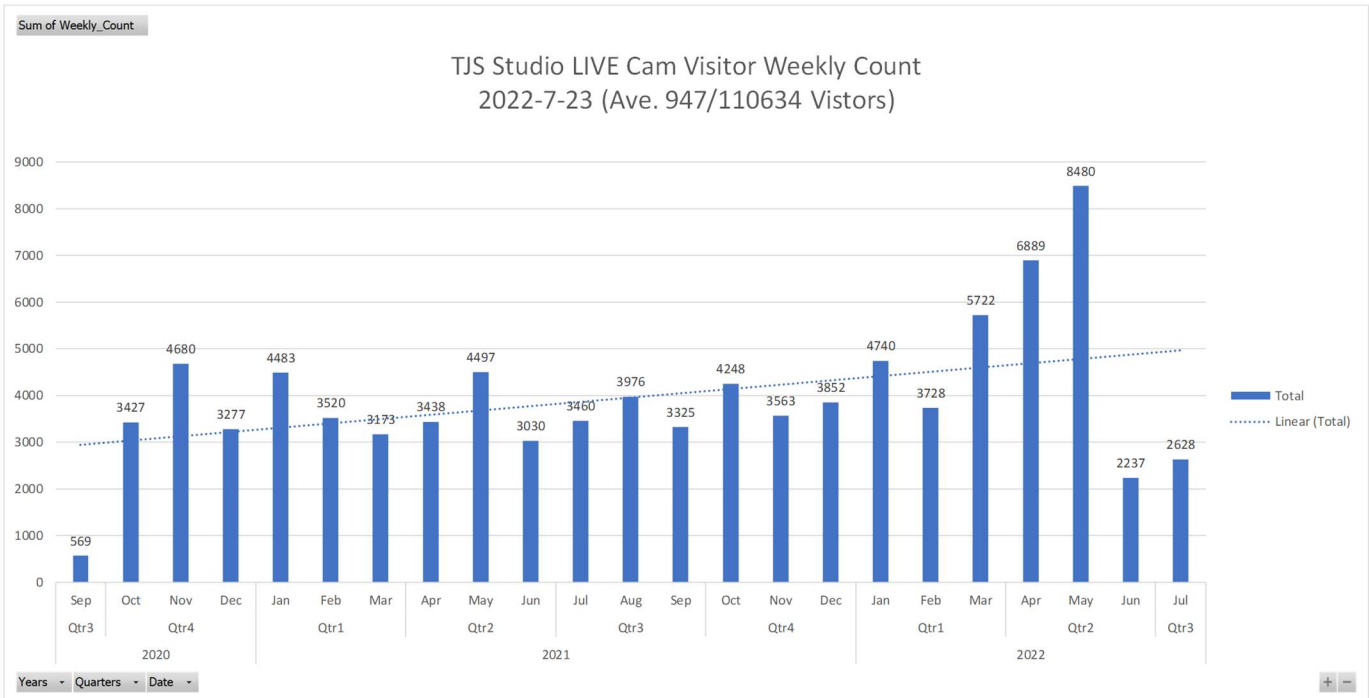


TJS-Status-Report-2022-07-23) Data and Graphs




Last New Visitor
 California, United States
 Visited 6 minutes ago



Newest Country
 Bosnia and Herzegovina
 Last Visited July 11, 2022

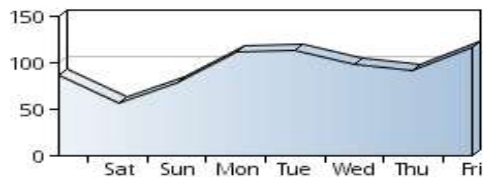


82 different countries have visited this site. 437 flags collected. [View all details »](#)



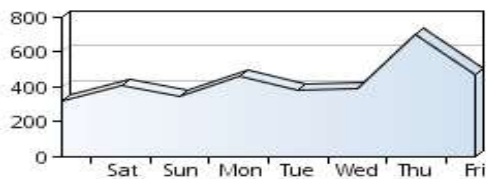
Visitors

Yesterday: 116
 30 day average: 78
 Record: 327 on April 18, 2022
[View history »](#)



Flag Counter Views

Yesterday: 470
 30 day average: 303
 Record: 1,593 on April 18, 2022
[View history »](#)



Chris's Ashiya Radio 10/1 10am Saturday LAMP2
 Balloon Radio 10/3 11am JST Sunday LA Morning Part.2 Debut
 Traveling Box at TJS Radio on Sunday's at 9:00 pm
 Jazz Up Ur Life at TJS Radio on Saturday's 11:00 pm
 Nazuki's Music Time~! TJS Radio Monday at 8:00 pm

The Interview - Media Server (MediaCP) Past 7 Days July 16 ~ July 23

7 Days Overview

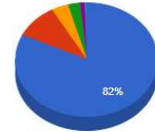
Connections

Unique Connections	1032
Peak Connections	43
Avg. Connections per hour	5

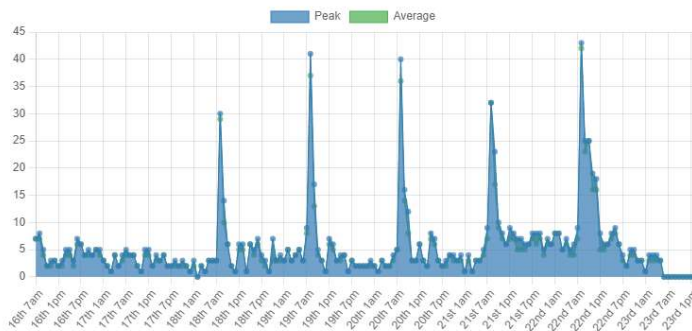
Minutes

Total Minutes	48674
Total Hours	811.23

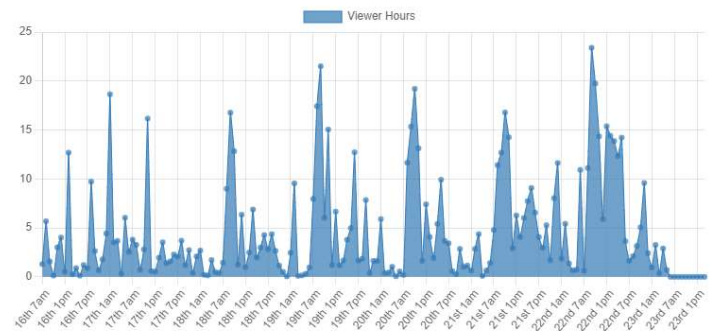
Session Length



Connections & Viewer Hours



Viewer Hours



7 Days Connections

Connections

Unique Connections	1032
Peak Connections	43
Unique Countries	60
Total Minutes	48674
Total Hours	811.23

Sessions

Total Sessions	4670
Average Sessions Per Day	667
Average Sessions Per Hour	28
Average Session Length (Mins)	10
Average Session Data (MB)	14

Countries

Country	Unique
US	503
JP	216
IN	43
GB	36
MX	36
DE	19
IT	16
FR	14
ES	13
RU	10

JS Radio Web関係 6月統計

(Google Analytics / Apple Developer 調べ)

<アプリを含むInternet Radioクリック数>

6月→116,138クリック (+489)
 ※5月→115,649 / 4月→115,136 / 3月→114,636 / 2月→113,815 / 1月→113,521

<TJSアプリダウンロード数>

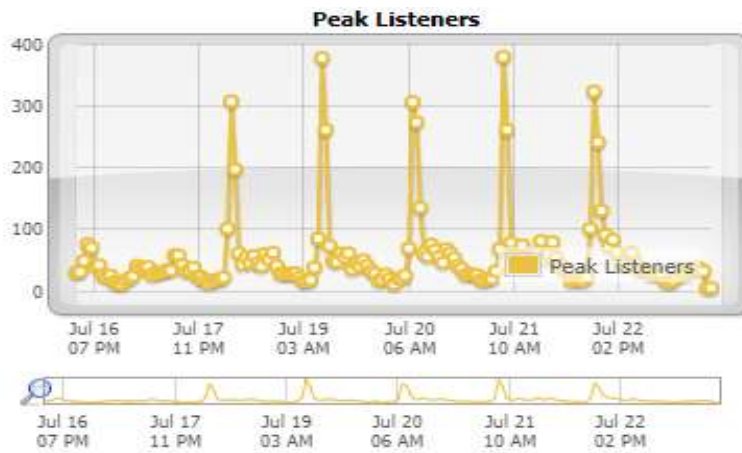
6月→86,945 (+132)
 ※5月→86,813 / 4月→86,650 / 3月→86,480 / 2月→86,118 / 1月→85,619

<TJS Radio YouTube Channel View数>

※ 6月→US 4,186(57.3%) JP 2,427(33.2%) Others 692(9.5%) 7,305
 5月→US 3,184(59.7%) JP 1,306(24.5%) Others 845(15.8%) 5,335
 4月→US 3,530(53.9%) JP 2,373(36.2%) Others 648(9.9%) 6,551
 3月→US 3,909(46.8%) JP 3,758(45.0%) Others 679(8.2%) 8,346
 2月→US 3,848(38.6%) JP 5,494(55.1%) Others 625(6.3%) 9,967
 1月→US 4,202(59.7%) JP 2,153(30.6%) Others 689(9.7%) 7,044

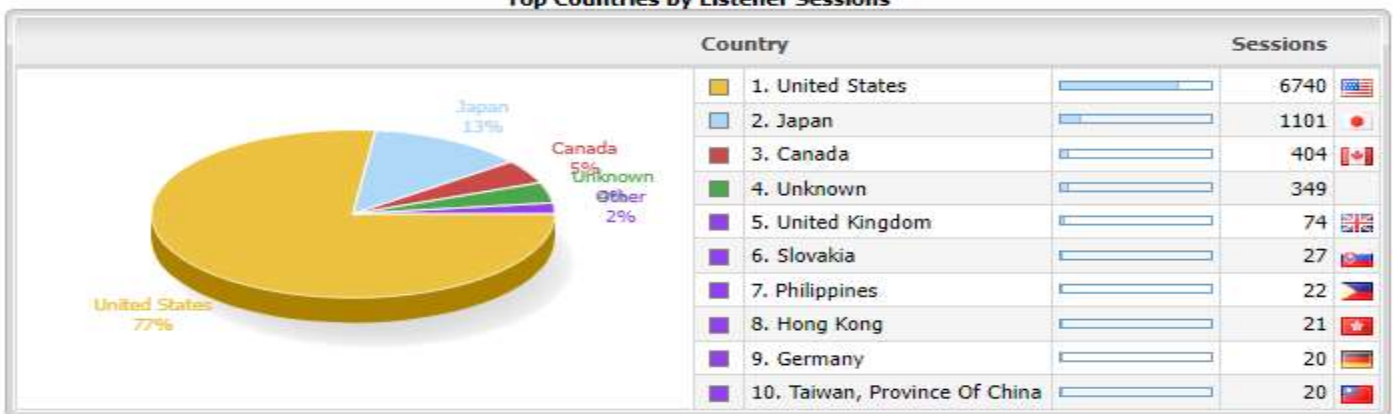
※ 今後のリスナー数増加に向けたマーケティング

Music Channel - Media Server (Centova) Past 7 Days July 16 ~ July 23



Period from:	Jul 16, 2022 03:00 PM
Period to:	Jul 23, 2022 03:00 PM
Peak listeners:	379
	Jul 21, 2022 08:00 AM

Top Countries by Listener Sessions



Top Tracks by Airtime

Track	Airtime
1. NiziU - CLAP CLAP	6 hrs, 31 mins, 46 secs
2. Sachi - 0718-LA Morning Mon-2022	3 hrs, 8 mins, 4 secs
3. 手島里華 - 0719-LA Morning Tue-2022	2 hrs, 56 mins, 49 secs
4. 新海景基・手島里華 - 0716-Sweet Digs LA 2022	2 hrs, 52 mins, 26 secs
5. INI - CALL 119	2 hrs, 9 mins, 16 secs
6. 梅谷陽子 - 0717-関西！トーク&ソングス - 梅谷陽子	1 hr, 58 mins, 59 secs
7. VJ-Sam and 新海景基 - 0720-LA Morning Part.2-2022 Track 01	1 hr, 58 mins, 16 secs
8. Music Promenade - LIVE Broadcast	1 hr, 54 mins, 47 secs
9. INI - We Are	1 hr, 53 mins, 52 secs
10. TJS Japanese Radio Station - Repeat Announce A	1 hr, 50 mins, 46 secs

Period Overview

Metric	Value	Metric	Value
Total listener minutes	218191 minute(s)	Total data transfer	244.2 GB
Total listening hours (TLH)	3636.52	Average data transfer	28.2 MB
Total sessions	8859 session(s)	Unique listeners	2469 listener(s)
ASCAP music sessions	10917 session(s)	Unique countries	34 countries
Average session length	24.6 minute(s)		

Listener Trends

Period	Value
7-day trend	13.71%
14-day trend	5.34%
30-day trend	-8.55%