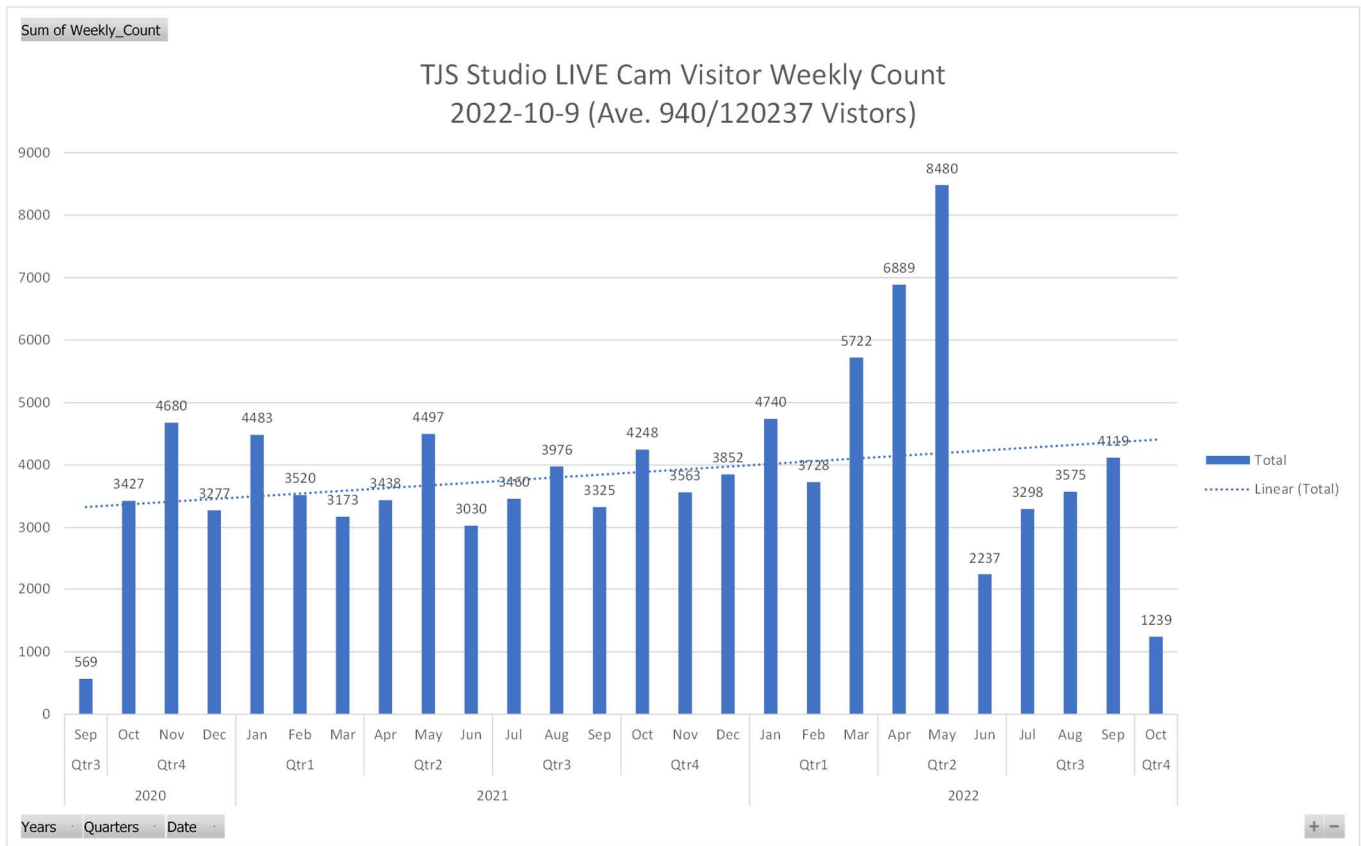


TJS-Status-Report-2022-10-09 - Data and Graphs



Last New Visitor
Ohio, United States
 Visited 1 hour ago



Newest Country
Fiji
 Last Visited August 25, 2022

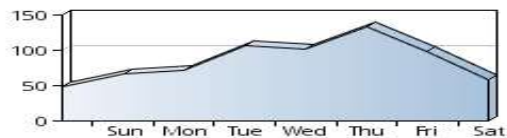


84 different countries have visited this site. 450 flags collected. [View all details >](#)



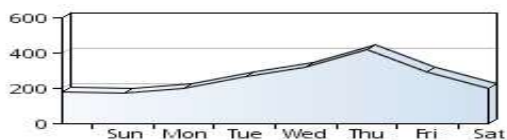
Visitors

Yesterday: 58
 30 day average: 93
 Record: 327 on August 24, 2022
[View history >](#)



Flag Counter Views

Yesterday: 202
 30 day average: 289
 Record: 1,593 on August 10, 2022
[View history >](#)



The Interview Channel - Media Server (MediaCP) Past 7 Days October 2~ October 9

7 Days Overview

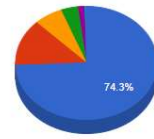
Connections

Unique Connections	1208
Peak Connections	65
Avg. Connections per hour	7

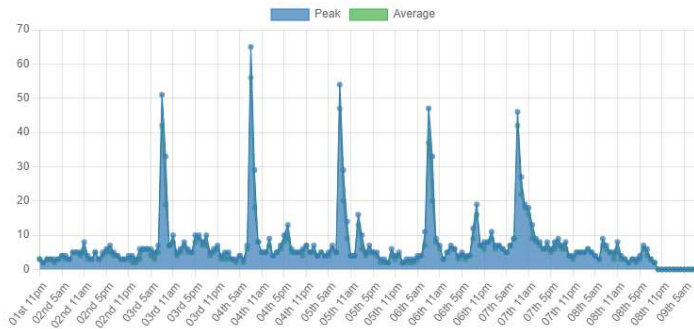
Minutes

Total Minutes	57499
Total Hours	958.32

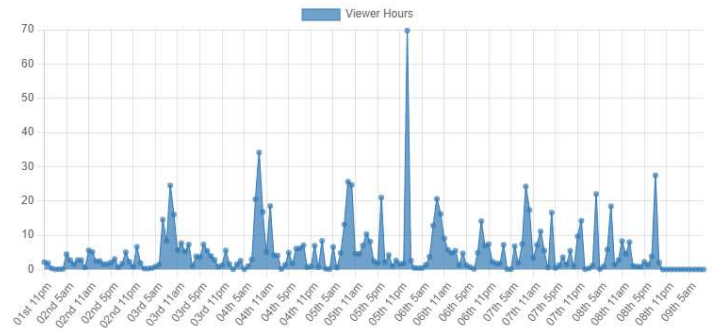
Session Length



Connections & Viewer Hours



Viewer Hours



7 Days Connections

Connections

Unique Connections	1208
Peak Connections	65
Unique Countries	74
Total Minutes	57499
Total Hours	958.32

Sessions

Total Sessions	3758
Average Sessions Per Day	537
Average Sessions Per Hour	22
Average Session Length (Mins)	15
Average Session Data (MB)	20

Countries

Country	Unique
US	663
JP	174
MX	44
DE	23
BR	23
GB	20
CA	15
FR	14
PL	14
RU	13

TJS Radio Web関係 9月統計

(Google Analytics / Apple Developer 調べ)

<アプリを含むInternet Radioクリック数>

9月→117,537クリック (+479)

※8月→117,058/7月→116,572/6月→116,138/5月→115,649/4月→115,136/3月→114,636/2月→113,815/1月→113,521

<TJSアプリダウンロード数>

9月→87,317 (+138)

※8月→87,179 (+124)/7月→87,055/6月→86,945/5月→86,813/4月→86,650/3月→86,480/2月→86,118/1月→85,619

<TJSサーバー接続数>

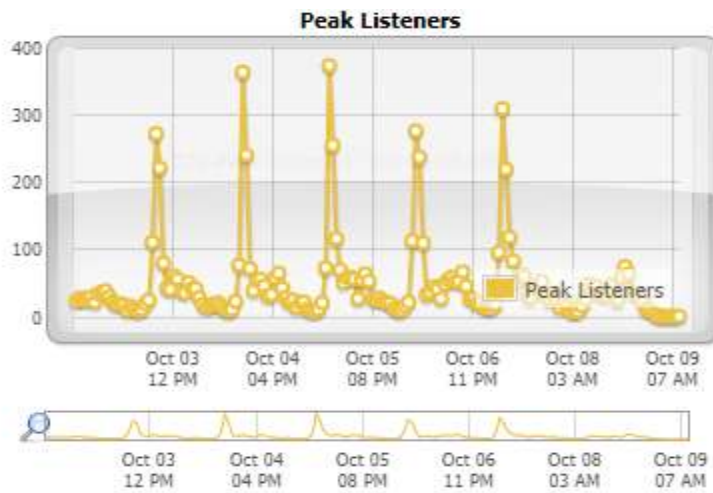
音楽チャンネル	Session	Unique
<Centova>	9月 34,174	7,832
ザ・インタビューチャンネル		
<Media CP>	9月 17,612	4,583

<TJS Radio YouTube Channel View数>

※ 8月→US 3,012(63.2%) JP 868(18.2%) Others 883(18.6%) 4,763
 8月→US 3,012(63.2%) JP 868(18.2%) Others 883(18.6%) 4,763
 7月→US 2,940(49.5%) JP 2,364(39.8%) Others 634(10.7%) 5,939
 6月→US 4,186(57.3%) JP 2,427(33.2%) Others 692(9.5%) 7,305
 5月→US 3,184(59.7%) JP 1,306(24.5%) Others 845(15.8%) 5,335
 4月→US 3,530(53.9%) JP 2,373(36.2%) Others 648(9.9%) 6,551
 3月→US 3,909(46.8%) JP 3,758(45.0%) Others 679(8.2%) 8,346
 2月→US 3,848(38.6%) JP 5,494(55.1%) Others 625(6.3%) 9,967
 1月→US 4,202(59.7%) JP 2,153(30.6%) Others 689(9.7%) 7,044

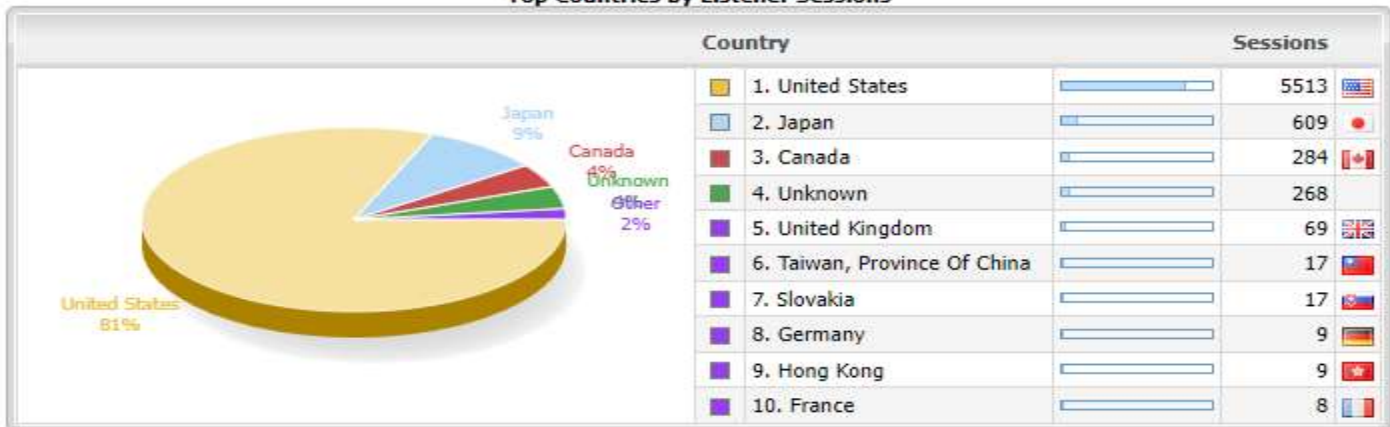
※ 今後のリスナー数増加に向けたマーケティング

Music Channel - Media Server (Centova) Past 7 Days October 2~ October 9



Period from:	Oct 02, 2022 09:15 AM
Period to:	Oct 09, 2022 09:15 AM
Peak listeners:	373
	Oct 05, 2022 08:00 AM

Top Countries by Listener Sessions



Top Tracks by Airtime

Track	Airtime
1. Asian Fall Fest - LIVE Broadcast	5 hrs, 21 mins, 52 secs
2. Tokyo City Cup - LIVE Broadcast	4 hrs, 28 mins, 40 secs
3. INI - Password	2 hrs, 55 mins, 12 secs
4. TJS Japanese Radio Station - Repeat Announce A	2 hrs, 43 mins, 31 secs
5. 手島里華 - 1005-LA Morning Wed-2022	2 hrs, 34 mins, 47 secs
6. 手島里華 - 1004-LA Morning Tue-2022	2 hrs, 28 mins, 25 secs
7. RY-U-SA - 1002-関西！トーク&ソングス-2022	2 hrs
8. 新海景基・手島里華 - 1001-Sweet Digs LA 2022	1 hr, 52 mins, 7 secs
9. OtoRaji - LIVE Broadcast	1 hr, 50 mins, 1 sec
10. コロムビア・ローズ - どうせひろった恋だもの	1 hr, 48 mins, 31 secs

Period Overview

Metric	Value	Metric	Value
Total listener minutes	173866 minute(s)	Total data transfer	195.2 GB
Total listening hours (TLH)	2897.77	Average data transfer	29.2 MB
Total sessions	6845 session(s)	Unique listeners	2436 listener(s)
ASCAP music sessions	8180 session(s)	Unique countries	33 countries
Average session length	25.4 minute(s)		

Listener Trends

Period	Value
7-day trend	-11.08% 📉
14-day trend	-13.75% 📉
30-day trend	-6.09% 📉

